

Mexico's Fortune Teller

Fill out the graphic organizer by writing Mexico's fortune. Explain what you believe will happen now that Mexico has won its independence from Spain. Answer the questions to help you write your fortune.

What changes will happen?


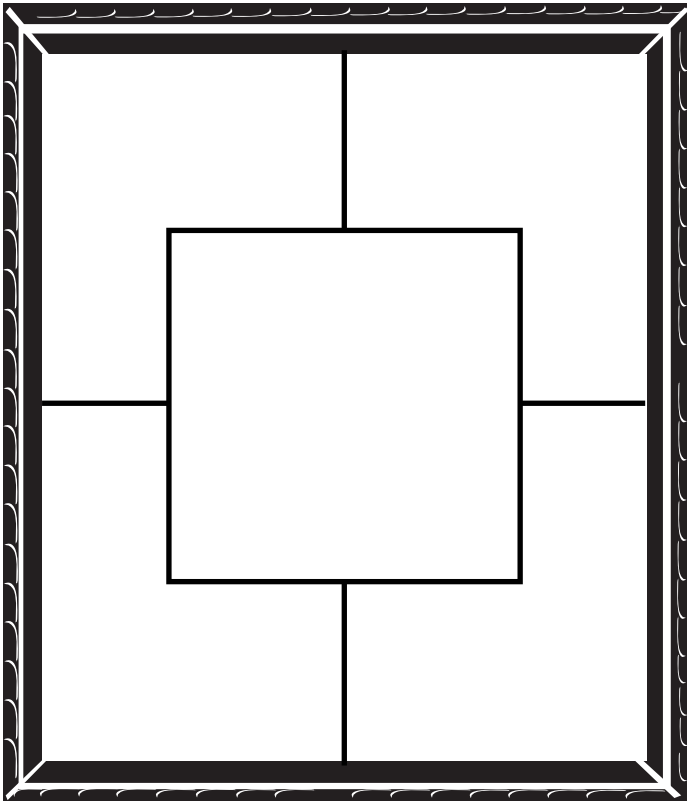

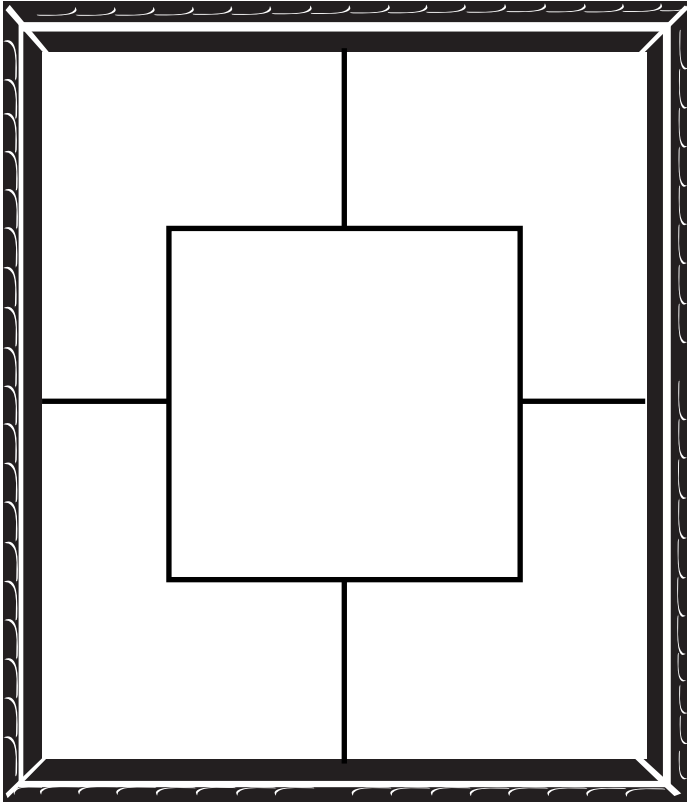
CHAPTER 4

Who will lead the new republic?

Is independence the right thing for Mexico?

Will everyone accept the new leadership and new changes?

Draw a picture of a Key Term in the middle of the frame. Write the Key Term in the upper-right section. Write the definition for the Key Term in the upper-left section. List some words that describe the term in the lower-left section. Write any synonyms for the term in the lower-right section.




Question the Text

Use the chart to list questions you have as you read Lesson 2. Write the page and paragraph numbers of where your question came from in the lesson. Then work with a partner to discuss answers to the questions you wrote.

Page and Paragraph Number	Questions	Answers

Mexico's Truth Tellers

Using information found in the lesson, explain some of the changes Mexico experienced after they gained independence. Answer the questions to help write your explanation.



What changes happened?

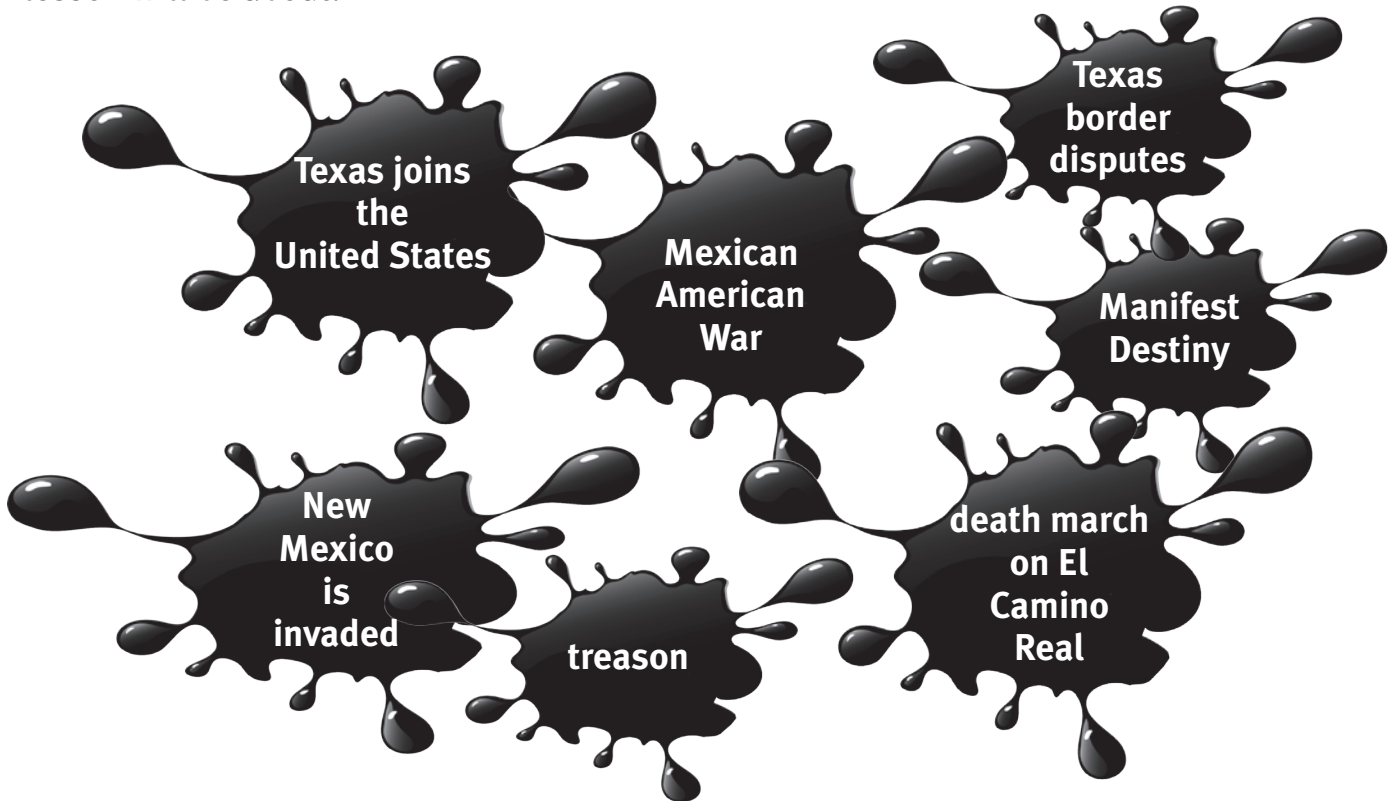
Who was the leader of the new republic?

Was independence the right thing for Mexico?

Did everyone accept the new leadership and new changes?

Word Splash

Use the words or phrases in the splashes to write a paragraph about what you think this lesson will be about.



Complete each sentence by connecting each Key Term to something in your life that the word reminds you of. One example is done for you. Use that term again to come up with a different connection!

1. I can connect *annex* to remodeling my house last year
because we added a larger kitchen and dining room to the house.
2. I can connect *annex* to _____
because _____.
3. I can connect *cede* to _____
because _____.
4. I can connect *Manifest Destiny* to _____
because _____.
5. I can connect *treason* to _____
because _____.

Choose two Key Terms and explain how they connect to one another.

Ask Thick and Thin Questions

After reading the lesson, choose two thick and two thin questions you had while reading and write them in the organizer. Write the numbers of the pages that raised the questions. Answer each question, and explain why you think each question is either thick or thin.

Thick Question	Page Number
Answer to Question	Why Is It Thick?

Thick Question	Page Number
Answer to Question	Why Is It Thick?

Thin Question	Page Number
Answer to Question	Why Is It Thin?


Thin Question	Page Number
Answer to Question	Why Is It Thin?





War Summary

Fill in the graphic organizer with a summary about the Mexican American War. In the left box, explain how the Mexican American War started, and in the right box, explain how the war ended. Be sure to include causes and effects of the war.

The Beginning



The End



Sort Your Questions

Fill in the graphic organizer with questions you have from the lesson. Fill in answers to the questions and code each question according to the Code Bank at the bottom of the page.

Questions	Answers	Code

Code Bank

BK—Background Knowledge
I—Inferred from text

D—Discussion
RS—Requires Research

HUH?—Confusion

Wars in Review

Write a newspaper article about the wars discussed in this lesson. Include details from the lesson about how each war affected the people involved in them.

The graphic shows a newspaper page with the title "EDITORIAL PAGE" at the top. Below the title is a horizontal line, followed by another horizontal line. The page is divided into two columns by a vertical line. Each column contains ten horizontal lines for writing.

